

Fondazione Eni Enrico Mattei
Working Papers
Fondazione Eni Enrico Mattei

Year 2009

Paper 252

Effects of the CDM on Poverty
Eradication and Global Climate
Protection

Dirk T.G. Rübelke*

Nathan Rive†

*Center for International Climate and Environmental Research Oslo (CICERO)

†Center for International Climate and Environmental Research Oslo (CICERO)

This working paper site is hosted by The Berkeley Electronic Press (bepress).

<http://www.bepress.com/feem/paper252>

Copyright ©2009 by the authors.

Effects of the CDM on Poverty Eradication and Global Climate Protection

Abstract

In an impure public good model we analyze the effects of CDM transfers on poverty as well as on the global climate protection level. We construct an analytical model of a developing and an industrialized region, both of which independently seek to maximize their utility – a function of private consumption, domestic air quality, and global climate protection. They do so by distributing their finite expenditures across (1) the aggregate consumption good, (2) end-of-pipe pollution control technologies, and (3) greenhouse gas abatement. Based on our analytical findings, we develop two sets of simulations for China in which we vary the rate of the CDM transfer. The simulations differ by the assumption of China's domestic air quality policy – the first assumes a technology-standards policy which fixes a level of end-of-pipe SO₂ control, whereas the second assumes a technology-neutral policy which simply fixes the level of total SO₂ emissions.



Fondazione Eni Enrico Mattei

**Effects of the CDM on Poverty
Eradication and Global Climate
Protection**

Dirk T.G. Rübbelke and Nathan Rive
NOTA DI LAVORO 93.2008

NOVEMBER 2008

CCMP – Climate Change Modelling and Policy

Dirk T.G. Rübbelke and Nathan Rive, *Center for International Climate and
Environmental Research Oslo (CICERO)*

This paper can be downloaded without charge at:

The Fondazione Eni Enrico Mattei Note di Lavoro Series Index:
<http://www.feem.it/Feem/Pub/Publications/WPapers/default.htm>

Social Science Research Network Electronic Paper Collection:
<http://ssrn.com/abstract=1314207>

The opinions expressed in this paper do not necessarily reflect the position of
Fondazione Eni Enrico Mattei
Corso Magenta, 63, 20123 Milano (I), web site: www.feem.it, e-mail: working.papers@feem.it

Effects of the CDM on Poverty Eradication and Global Climate Protection

Summary

In an impure public good model we analyze the effects of CDM transfers on poverty as well as on the global climate protection level. We construct an analytical model of a developing and an industrialized region, both of which independently seek to maximize their utility – a function of private consumption, domestic air quality, and global climate protection. They do so by distributing their finite expenditures across (1) the aggregate consumption good, (2) end-of-pipe pollution control technologies, and (3) greenhouse gas abatement. Based on our analytical findings, we develop two sets of simulations for China in which we vary the rate of the CDM transfer. The simulations differ by the assumption of China's domestic air quality policy – the first assumes a technology-standards policy which fixes a level of end-of-pipe SO₂ control, whereas the second assumes a technology-neutral policy which simply fixes the level of total SO₂ emissions.

Keywords: Ancillary Benefits, CDM, Climate Policy, Impure Public Goods, Transfers, Abatement Technology

JEL Classification: Q54, H23, H41, O33

The work devoted to this paper is funded under the project “Integration of Climate and Air Quality Policies” sponsored by the Research Council of Norway and executed at the Center for International Climate and Environmental Research – Oslo.

Address for correspondence:

Dirk T.G. Rübbelke
Center for International Climate and Environmental Research Oslo (CICERO)
Gaustadalléen 21
0349 Oslo
Norway
E-mail: dirk.ruebbelke@cicero.uio.no

1 Introduction

The Kyoto Protocol does not prescribe greenhouse gas (GHG) reductions to developing countries. This fact is employed by opponents to the Kyoto Protocol to stress its inefficiency, since GHG emission mitigation options can regularly be exploited more cheaply in the developing world. The US which refused to join the Protocol claims for participation of developing countries in international GHG emission reduction efforts. This claim is rejected by the developing world because of the economic burden which such efforts would imply. Furthermore, developing countries argue that the industrialized world is mainly responsible for the current dimension of the global warming threat. Therefore, it should mainly be the industrialized world's responsibility to combat global warming.

Yet, the Kyoto Protocol integrates a mechanism which addresses both opponent views. This mechanism, the Clean Development Mechanism (CDM), allows industrialized countries to fulfill their GHG abatement obligations partly by mitigating GHG emissions in developing countries, where mitigation options can be exploited in a cheaper way. The CDM-associated costs of climate protection are borne by the industrialized world.

“With the already huge and growing amount of greenhouse gas emissions and a great deal of low-cost abatement options available, China is widely expected as the world's number one host country of CDM projects” (Zhang 2006). According to Zhang (2000), about 60 percent of the total CDM flows in 2010 will go to China. Vennemo et al. (2006) review various studies assessing the total CDM potential in China and find that the highest CDM-potential estimate is 788 Mt CO₂ (based on the assessments by Zhang (1999, 2000)). Therefore, in our analysis we focus on the case where China is the host of CDM projects, which are initiated by the largest purchaser of CDM credits, i.e. Europe.

The CDM requires that corresponding GHG reductions in the developing world would not have occurred in the absence of respective emission mitigation policies, i.e. measures should be *additional*.

As Dutschke and Michaelowa (2003) point out, there are disputes about the interpretation

of ‘additionality’.¹ In our model, we consider additionality in the way that industrialized countries pay for an environmental protection technology shift which raises the level of climate protection. Only the funding of the shift is of interest, not the total funding of the applied technology, since only the shift is additional. Therefore, the CDM efforts are represented by subsidization of a climate-friendly technology which would not have been applied otherwise. More precisely, we consider the shift from technologies exclusively generating local/regional environmental benefits to technologies producing local/regional as well as global environmental benefits. In our analysis we consider climate policy to be an impure public good.

The analysis is organized as follows. In Section 2, we consider effects of transfers, i.e. income and price effects. The latter can only be induced by means of conditional transfers, like CDM transfers.

In Section 3, we explain in detail why climate policy is an impure public good. We describe the different groups of benefits generated by climate policy, i.e. primary and ancillary benefits. Primary benefits are derived from the pursuit of the primary aim targeted by climate policy, which is climate protection. Ancillary benefits in turn are received from joint effects which were not primarily intended. Such an effect would be the mitigation of local air pollution which is induced by the climate protection measure. Because primary benefits are global while ancillary benefits are local or regional, climate policy is an impure public good. Thereafter, we provide a survey of ancillary benefit studies in developing countries.

In Section 4, we develop an analytical model which indicates that there is scope for raising the global climate protection level by means of CDM transfers. The crucial prerequisites for such climate policy level increasing transfers are determined. There may also be a positive effect of CDM transfers on poverty reduction in the developing world, whose magnitude depends on the level of transfers received.

In Section 5, we present a simulation model in order to analyze the effect of the choice of the subsidy rate (or its level) on welfare and poverty (private good consumption) in the developing world. Here, the industrialized world is represented by Europe and the develop-

¹ Dutschke and Michaelowa (2003) stress that financial additionality requires that no public money that would have been spent anyway to climate-related action in the developing world is relabelled as CDM effort.

ing world by China. Furthermore, we analyze which effect the level of the subsidy rate has on the global climate protection level. In the simulation model, we distinguish two policy scenarios in China. One scenario depicts a flexible and incentive-compatible environmental policy in China, while the other considers a more rigid scheme where technology standards are set by the environmental policy. In this model, the rigidity of standards-based environmental regulations will have negative consequences for the Chinese private consumption level.

Section 6 concludes.

2 The Possible Impacts of Transfers on Climate Protection Levels

Climate policy is often simply regarded as a pure public good, since nobody can be excluded from the consumption of climate protection and this consumption exhibits non-rivalry. As Warr (1982, 1983) demonstrates for the case of pure public goods, unconditional transfers have no effect on the public good provision level, or more precisely, in an interior Nash equilibrium, redistribution of income among agents is *neutral*. Income transfers are called neutral if they do neither affect the total public good provision nor the individual agents' consumption of private goods. Prior to this, the neutrality result had already been noticed by Becker (1974).

Kemp (1984) extends Warr's 'neutrality theorem' to the case of more than one public good. Boadway, Pestieau and Wildasin (1989) point out that transfers may be neutral even when there are distortions in the shape of taxes and subsidies on private goods or factors, strictly local public goods, or on goods that are public to all. Varian (1994) finds that neutrality may also occur for Stackelberg equilibria. These results suggest that unconditional income transfers would only cause a redistribution of climate protection activities among countries while leaving the global abatement level, as well as the individual countries' welfare, unchanged. Therefore, incentives for development aid in the shape of unconditional transfers would not exist.

Yet, neutrality may break, if we consider that there exist cost differentials in the production of public goods (Buchholz and Konrad 1995: 496) like climate policy, corner solutions (Bergstrom, Blume and Varian 1986), non-zero conjectures (Sandler and Posnett 1991) and

impure publicness (Andreoni 1986, 1989, 1990). However, the positive impact of unconditional transfers channeled towards developing countries, i.e. of alleviating poverty in the developing world, on the provision level of the global public good ‘climate policy’ tends to be quite weak (Rübelke 2002).

Therefore, conditional transfers, i.e. payments not only inducing an income effect, tend to be more attractive. Transfers which are provided conditionally on climate policy efforts in the transfer receptor countries additionally generate a price effect by reducing the effective price of climate policy from the transfer-receiving countries’ point of view. Due to the effective price reduction, the production of climate policy becomes more attractive in these countries. This kind of transfers is in the focus of our paper and is represented by CDM transfers channeled to the developing world.

Yet, in contrast to many other studies analyzing conditional transfers, our starting point (before transfers are paid) is a corner solution. By means of conditional transfers, the climate-protecting countries intend to convince the free-riding nations to participate in the international climate protection efforts. Hence, we have a starting point similar to the current Kyoto-situation, where most industrialized countries commit to climate protection, while developing countries are not at all obligated to control their greenhouse gas (GHG) emissions.

3 Climate Policy Considered as an Impure Public Good

CDM transfers (if chosen sufficiently high) may induce an increase in private consumption in the receptor country and they simultaneously initiate climate protection measures conducted by the recipient (see Figure 1). Climate protection measures in turn, provide pure public as well as private (from an individual country’s point of view) characteristics. Consequently, they can be considered as impure public goods. In the subsequent sections, individual countries’ decisions on climate policy production will be analyzed in an impure public good model.

3.1 Characteristics of Climate Policy

The *pure public characteristic* subsumes the climate-change mitigating effects or the climate protection generated by climate policy. The benefits derived from these effects can be

enjoyed globally, irrespective of which country abates greenhouse gas emissions. No country can be excluded from the consumption of climate protection and non-rivalry in consumption prevails. The benefits resulting from climate protection are called primary benefits of climate policy.

Climate policy also provides some *private characteristic* with purely local/regional influence that can be exclusively enjoyed by countries/regions generating climate policy. So, the reduction of combustion processes also causes a decline in the emissions of local/regional air pollutants like particulates, NO_x and SO₂. This decline represents a domestic public good for the inhabitants of the considered country. From the point of view of the country or region as a whole, the characteristic is private, since the associated benefits are exclusively enjoyed in this country or region. The benefits which countries enjoy from consuming the domestic public characteristic are the ancillary or secondary benefits.

Yet, we have to take account of the fact that the ancillary benefits can also be generated independently of climate policy. Desulphurization installations, for example, reduce the emission of SO₂ independently of climate policy. So, the higher the level of such installations, the lower will be the (marginal) ancillary benefits of climate policy.

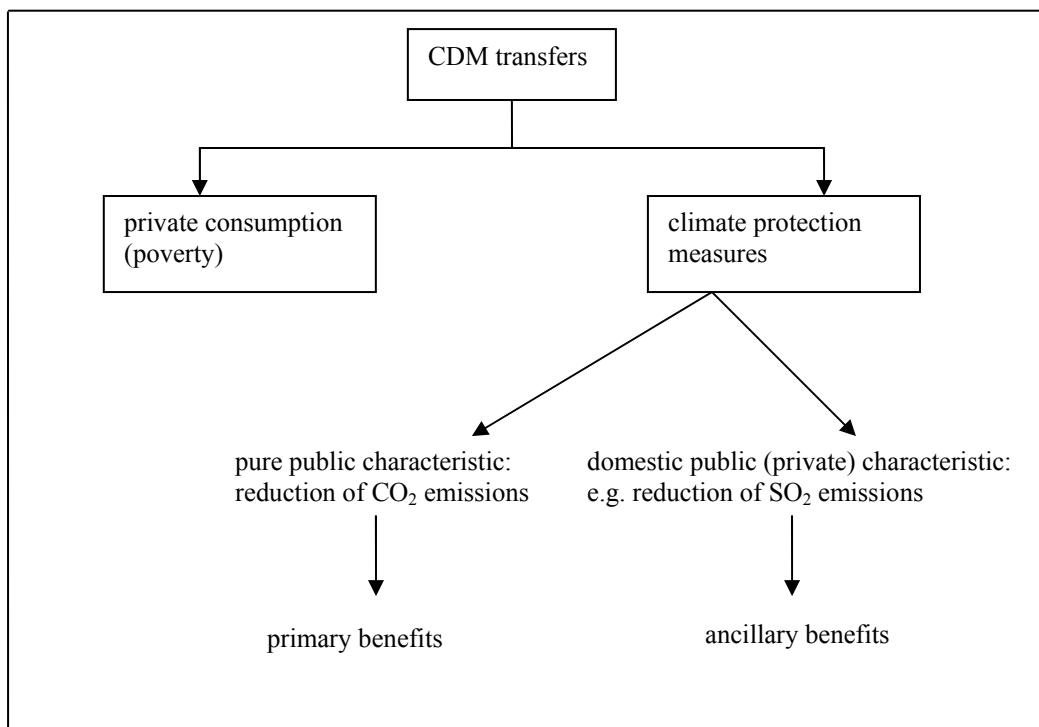


Figure 1: Characteristics of Climate Policy.

Furthermore, as Rypdal et al. (2005) point out, there are greenhouse gases which are not included in the Kyoto Protocol, that generate more regionally confined climate effects. Hence, the abatement of these gases cannot fully be regarded as a global pure public good.

On the other hand there exist ancillary benefits that are global. The abatement of the greenhouse gases CFCs generates an important ancillary benefit by protecting the ozone layer (Rübelke 2002: 23). However, throughout we will suppose primary benefits to be global, while ancillary benefits are local or regional.

3.2 Ancillary Benefits in Developing Countries

While in the 1990s the focus of studies investigating ancillary benefits was on those occurring in industrialized countries, meanwhile a large strand of literature exists that deals with ancillary benefits in developing countries.² This subsection provides a short survey of this literature on ancillary benefits in the developing world.

As can be observed from Table 1, the geographical foci of these studies are heterogeneous although most of them address co-benefits in China. Yet, even the studies for China have different regional perspectives with diverging results. The analysis by Gie-len and Chen (2001) considers Shanghai and it shows that the relevance of no-regret options - due to ancillary benefits derived from NO_x and SO₂ emission reductions - is limited because of significant energy efficiency improvements in Shanghai in recent years. However, the authors admit that Shanghai seems not to be representative for the whole of China and that main GHG emission mitigation potential may be located in the rural areas of China. Nevertheless, in their assessment of ancillary benefits associated with a reduced PM₁₀ emission level, Kan et al. (2004) find results for Shanghai which illustrate that an effective energy and environmental policy will play an active role in the reduction of air pollution and the promotion of public health. Aunan et al. (2004) focus on co-benefits in Shanxi and assess that CO₂-reducing abatement options entail large co-benefits and are highly profitable in a socio-economic sense. Aunan et al. (2007: 472) argue that a climate protection commitment would provide significant

² Still the literature on the qualitative implications of ancillary benefits (in contrast to the literature only assessing those benefits' size) is small. Among the few exceptions are Lutter and Shogren (2002) who analyze how these benefits affect emissions permit trading.

ancillary benefits to China, since climate protection efforts will not only cause a reduction in GHG emissions but also reductions in particles- and NO_x-emissions. These (and other) non-GHG-emission reductions – in turn – will not only improve public health but will additionally increase agricultural yields. Van Vuuren et al. (2003) also assess that large co-benefits of climate protection by means of energy efficiency improvement prevail in China.

Study	Country	Pollutants (local/regional)	Model/Approach
Aunan et al. (2003)	China	PM, SO ₂ , TSP	comparison of studies that comprise a bottom-up study, a semi-bottom-up study and a top down study using a CGE model
Aunan et al. (2004)	China	SO ₂ , Particles	analysis and comparison of six different CO ₂ -abating options
Aunan et al. (2007)	China	NO _x , TSP	CGE model
Bussolo, O'Connor (2001)	India	NO _x , Particulates, SO ₂	CGE model
Cao (2004)	China	SO ₂ , TSP	technology assessment, sensitivity to discount rate
Cao, Ho, Jorgenson (2008)	China	NO _x , Particulates, SO ₂	integrated modelling approach combining a top-down recursive dynamic CGE model with a bottom-up electricity sector model
Chen et al. (2007)	China		comparison of partial and general equilibrium MARKAL models
Cifuentes et al. (2000)	Chile	CO, PM, NO _x , SO ₂	no economic modelling
Cifuentes et al. (2001)	Brazil, Chile, Mexico	Ozone, Particulates	development of scenarios that estimate the cumulative public health impacts of reducing GHG emissions
Dadi et al. (2000)	China	SO ₂	linear programming model
Dessus, O'Connor (2003)	Chile	CO, Lead, NO ₂ , Ozone, PM, SO ₂	CGE model
Dhakal (2003)	Nepal	CO, HC, NO _x , SO ₂ , Particles, Lead	analysis of long-range energy system scenarios
Eskeland, Xie (1998)	Chile, Mexico	NO _x , Particulates, SO ₂ , VOCs	technology and cost-curve assessment
Garbaccio et al. (2000)	China	PM, SO ₂	CGE model

Gielen, Chen (2001)	China	NO _x , SO ₂	MARKAL, technology assessment and alternative policy scenarios
Ho, Nielsen (2007)	China	SO ₂ , TSP	CGE model
Kan et al. (2004)	China	Particulates	Shanghai MARKAL model
Larson et al. (2003)	China	SO ₂	MARKAL of energy sector; base vs. advanced technology scenarios for controlling CO ₂ and SO ₂
Li (2006)	Thailand	Particulates	dynamic recursive CGE model
McKinley et al. (2005)	Mexico	CO, HC, NO _x , Particulates, SO ₂	analysis of five pollution control options in Mexico City
Mestl et al. (2005)	China	PM, SO ₂	project-by-project analysis
Morgenstern, Krupnick, Zhang (2004)	China	SO ₂	survey of recent banning of coal burning in small boilers in downtown area of Taiyuan
O'Connor et al. (2003)	China	NO _x , SO ₂ , TSP	CGE model
Peng (2000)	China	Particulates, SO ₂	RAINS-Asia for local, and GTAP for economy-wide effects
Shrestha, Malla, Liyanage (2007)	Thailand	NO _x , SO ₂	four scenarios, use of end-use based Asia-Pacific Integrated Assessment Model (AIM/Enduse)
Smith, Haigler (2008)	China		sample calculations regarding interventions in the household energy sector
Van Vuuren et al. (2003)	China	SO ₂	simulation model
Vennemo et al. (2006)	China	SO ₂ , TSP	synthesis of a significant body of research on co-benefits of climate policy in China
Wang, Smith (1999a,b)	China	Particulates, SO ₂	no economic modelling
West et al. (2004)	Mexico	CO, HC, NO _x , Particulates, SO ₂	linear programming model

Table 1: Ancillary Benefit Studies Regarding Developing Countries.

However, not only the geographical foci of studies differ but also the considered non-CO₂ pollutants and the employed methodologies. Many studies assess co-benefits associated with the mitigation of SO₂ and particles reductions. Also, NO_x is frequently included in the analyses. Yet, in their CGE study for Chile, Dessus and O'Connor (2003) gather a larger basket of pollutants, which includes CO, Lead, NO₂, Ozone,

PM, SO₂. In strong contrast, in their study regarding China, Larson et al. (2003) only investigate ancillary benefits of SO₂ mitigation. However, they provide an integrated analysis and not just a co-benefit assessment. In their analyses dealing with ancillary effects in the transport sectors in Mexico City and Santiago de Chile, Eskeland and Xie (1998) provide technology and cost-curve assessments. Cifuentes et al. (2000) do not apply an economic model, but conduct an aggregate analysis to estimate potential ancillary benefits in Chile. A CGE model is used by Bussolo and O'Connor (2001) in order to investigate ancillary benefits in India. Their study estimates the magnitude of spillovers from limiting growth of greenhouse gas emissions to local air quality and the health of the urban population.

O'Connor (2000) provides another comparison of different ancillary benefit studies for developing countries. Ancillary benefits may however be different to those associated with the mitigation of air pollution. As Sagar (2005) points out climate policy may contribute immense social-economic benefits to the world's poor, while Campbell-Lendrum and Corvalán (2007) stress the implications of climate policy for both, environmental health and equity.

4 Analytical Model

4.1 Countries' Consumption of Goods

In our model we distinguish between the industrialized and the developing world. The individual countries belonging to the industrialized or developing world may consume commodities which have a private good character from each country's individual point of view, as well as a commodity which also provides benefits to all the other countries, i.e., the global public good 'climate policy'. It is supposed that climate policy's private or domestic public characteristic can also be generated independently of the public characteristic. Countries can consume the following commodities:

Private commodity: Each country group produces an amount y of a marketed goods bundle whose characteristic is private to each of them (first private characteristic). Each unit of this marketed *private good* provides one unit of the good's characteristic, so that y denotes the amount of the private commodity as well as the amount of the

private characteristic generated by this commodity.

Domestic public commodity: Furthermore, each country generates an amount a of a second commodity (e.g., desulphurisation installation) that is a domestic public good, i.e., a good whose characteristic (e.g., local air quality improvements) is private to the consuming country (second private characteristic). Each unit of this *domestic public good* provides one unit of its ‘private’ or domestic public characteristic.

Impure public commodity: The third commodity is an *impure public good* (climate policy) providing the private characteristic (e.g., local air quality improvements) which is also produced by the second commodity. It is consumed up to an amount q and each unit of the public good generates α units of the private characteristic. Therefore, the total amount of the private characteristic is $z = a + \alpha q$, where αq is the ancillary effect - such as the reduction in conventional air pollution - associated with climate policy. Furthermore, the impure public good provides a characteristic (climate protection) which is public to all countries. Each unit of the public good generates β units of the public characteristic. The total amount X of the public characteristic is equal to the sum of the developing (x_d) and the industrialized (x_i) country groups’ provision.

	<u>Industrialized Country</u>	<u>Developing Country</u>	<u>Unit Costs</u>
Private good 1	y_i	y_d	p_i^y or p_d^y
Private good 2 or local (domestic) public good	a_i	a_d	p_i^a or p_d^a
Impure (global) public good	q_i	q_d	p_i^q or p_d^q
Total domestic public good (env) benefit	$z_i = a_i + \alpha_i q_i$	$z_d = a_d + \alpha_d q_d$	
Climate benefit	$x_i = \beta_i q_i$	$x_d = \beta_d q_d$	
Aggregate (global) climate benefit	$X = x_i + x_d$		
α = private benefit produced per unit of the impure public good, q , produced			
β = (global) public benefit produced per unit of impure public good, q , produced			
s = subsidy rate, the rate at which the industrialized country subsidizes the production of the impure public good in the developing country			

Table 2: Notations.

For simplicity, we aggregate the individual countries by assigning them to one of the country groups, i.e. the developing or industrialized country group. The private commodity has the unit price p^y . The domestic public good has the unit costs of $p^a(a)$ and the impure public good has unit costs of $p^q(q)$, both of which are functions of their respective abatement levels. The characteristics are assumed to behave like normal goods. The parameters which differ in size among countries get an index, where the index d stands for ‘developing world’ and i indicates the ‘industrialized world’. For simplicity, we apply $\beta_i = \beta_d = 1$.

4.2 The Developing World’s Maximization Problem

The welfare in both country groups is assumed to depend on the consumption of the private and public characteristics. Yet, we assume that a corner solution in international climate protection prevails, where the developing world does not contribute to climate policy, i.e., $X = x_i$. This results from a climate policy level in the industrialized world which provides climate protection in excess of the level demanded by the poorer developing countries. As Gielen and Chen (2001: 258) stress the order of issues on the political agenda in developing countries like China is: “First the apparent local air pollution problems are tackled; next the more distant GHG problem is considered. Therefore, it is more relevant to study the impact of local air pollution abatement on GHG emission reduction than vice versa.”

In the maximization of the country groups’ welfare, we apply the Nash assumption that each group considers the other group’s public good/characteristic provision as being given.

Furthermore, it is supposed that $\frac{p_d^q(q_d)}{\alpha_d} > p_d^a(a_d)$. This assumption is in line with the findings by Gielen and Chen (2001: 267). In their conclusions they point out concerning the options of GHG abatement measures with local air pollution co-effects on the one hand side and local air pollution mitigation measures (without or with limited GHG benefits) on the other hand side: “The results suggest that dedicated emission abatement technology (without or with limited GHG benefits) is a more cost-effective way to reduce local air pollution. Examples are 3-way catalysts for cars and IGCC for electricity production. Such technologies should be considered if secondary benefits are valued”.

From this starting point, we then assume that the industrialized world offers the developing world a conditional transfer, i.e. it offers to subsidize the developing world's production of the impure public good.

Consequently, the developing world's welfare maximization problem becomes:³

$$\begin{aligned}
& \max_{y_d, a_d, q_d} U_d(y_d, z_d) \\
& s.t. \\
& \bar{I}_d = \bar{p}_d^y \cdot y_d + p_d^a \cdot a_d + (1 - \bar{s}) \cdot p_d^q \cdot q_d \\
& z_d = a_d + \alpha_d q_d \\
& a_d, q_d \geq 0
\end{aligned} \tag{1}$$

I_d represents the developing country's national income. The bars above I and p^y indicate that they are fixed in our model. The rate s is calibrated on initial levels of p^q , p^a , q , and a , and is also fixed.

This is associated with the following Kuhn-Tucker conditions:

$$\bar{I}_d = \bar{p}_d^y \cdot y_d + p_d^a \cdot a_d + (1 - \bar{s}) \cdot p_d^q \cdot q_d \tag{2}$$

$$\frac{\partial U_d}{\partial y_d} = \lambda_d \cdot \bar{p}_d^y \tag{3}$$

$$\frac{\partial U_d}{\partial a_d} \leq \lambda_d \cdot \frac{\partial(p_d^a \cdot a_d)}{\partial a_d}, a_d \geq 0, a_d \left[\frac{\partial U_d}{\partial a_d} - \lambda_d \cdot \frac{\partial(p_d^a \cdot a_d)}{\partial a_d} \right] = 0 \tag{4}$$

$$\frac{\partial U_d}{\partial q_d} \leq \lambda_d \cdot (1 - \bar{s}) \cdot \frac{\partial(p_d^q \cdot q_d)}{\partial q_d}, q_d \geq 0, q_d \left[\frac{\partial U_d}{\partial q_d} - \lambda_d (1 - \bar{s}) \frac{\partial(p_d^q \cdot q_d)}{\partial q_d} \right] = 0 \tag{5}$$

The variable λ can be interpreted as the shadow price of the income constraint.

4.3 The Industrialized World's Maximization Problem

The industrialized country faces no public characteristic provision in excess of its demand. The maximization problem of the industrialized world is given by:

³ We suppose that the developing world disregards the public characteristic in its reasoning. This is due to the assumptions that the industrialized world provides – throughout – this characteristics in excess of the developing world's demand and that the developing world takes x_i as given. See Rübbecke (2006) for a similar approach.

$$\max_{y_i, a_i, q_i, q_d} U_i(y_i, z_i, X)$$

s.t.

$$\bar{I}_i = \bar{p}_i^y \cdot y_i + p_i^a \cdot a_i + p_i^q \cdot q_i + \bar{s} \cdot p_d^q \cdot q_d \quad (6)$$

$$X = q_i + q_d$$

$$z_i = a_i + \alpha_i q_i$$

$$a_i, q_i, q_d \geq 0$$

The optimization problem yields the following Kuhn-Tucker conditions for the industrialized region:

$$\bar{I}_i = \bar{p}_i^y \cdot y_i + p_i^a \cdot a_i + p_i^q \cdot q_i + \bar{s} \cdot p_d^q \cdot q_d \quad (7)$$

$$\frac{\partial U_i}{\partial y_i} = \lambda_i \cdot \bar{p}_i^y \quad (8)$$

$$\frac{\partial U_i}{\partial a_i} \leq \lambda_i \cdot \frac{\partial(p_i^a \cdot a_i)}{\partial a_i}, a_i \geq 0, a_i \left[\frac{\partial U_i}{\partial a_i} - \lambda_i \cdot \frac{\partial(p_i^a \cdot a_i)}{\partial a_i} \right] = 0 \quad (9)$$

$$\frac{\partial U_i}{\partial q_i} \leq \lambda_i \cdot \frac{\partial(p_i^q \cdot q_i)}{\partial q_i}, q_i \geq 0, q_i \left[\frac{\partial U_i}{\partial q_i} - \lambda_i \cdot \frac{\partial(p_i^q \cdot q_i)}{\partial q_i} \right] = 0 \quad (10)$$

$$\frac{\partial U_i}{\partial q_d} \leq \lambda_i \cdot \bar{s} \cdot \frac{\partial(p_d^q \cdot q_d)}{\partial q_d}, q_d \geq 0, q_d \left[\frac{\partial U_i}{\partial q_d} - \lambda_i \cdot \bar{s} \cdot \frac{\partial(p_d^q \cdot q_d)}{\partial q_d} \right] = 0 \quad (11)$$

4.4 Conditions for the Acceptance of Transfers

Each region has its own demands regarding the acceptability of CDM activity; this can be seen in equations (5) and (11). The industrial region will accept the CDM as long as the following condition is satisfied:

$$\frac{\partial U_i}{\partial q_d} \geq \lambda_i \cdot \bar{s} \cdot \frac{\partial(p_d^q \cdot q_d)}{\partial q_d} \quad (12)$$

The developing region will accept the region as long as:

$$\frac{\partial U_d}{\partial q_d} \geq \lambda_d \cdot (1 - \bar{s}) \cdot \frac{\partial(p_d^q \cdot q_d)}{\partial q_d} \quad (13)$$

In equilibrium, only one of the Kuhn-Tucker conditions related to q_d shall be binding, and the lowest acceptable level of s will prevail. This is generally associated with the developing region's condition. As such, we drop the industrialized region's Kuhn-Tucker condition related to q_d (equation (11)), and replace it with equation (12). The combination of equations (5) and (12) ensures that both regions are satisfied with the CDM subsidy arrangement.

5 Simulation Model

Conditional transfers may improve the outcome: developing countries may enjoy a higher regional environmental quality and both, industrialized and developing countries may enjoy a mitigation of the global warming threat. The effect on poverty reduction, i.e. increase in private consumption, in the developing world crucially depends on the level of transfers received. Part of these transfers may not be conditionally employed and could be used by the developing world for additional consumption of the private good y_D . In order to analyze the effect of the level of the subsidy rate on poverty or private good consumption in the developing world, we conduct a simulation study. We also analyze the effects of changing transfer rates on global climate protection and local/regional air quality levels.

5.1 European Funds Transferred to China

We apply the theoretical framework to a simulation model based around empirical data. For this illustrative example, we focus on CDM transfers between Europe⁴ (the largest purchaser of CDM credits) and China (the largest provider of CDM credits), and the impact on SO₂ emissions in both regions in 2010. Europe and China take the roles as developed and developing regions respectively, although we also account for CO₂-reducing measures in the rest of the world.

Functional Forms

It is assumed that our regions have utility functions of the form:

$$U_i = \gamma_{1i} \ln y_i + \gamma_{2i} \ln z_i + \gamma_{3i} \ln X \quad (14)$$

⁴ European Union plus Norway, Iceland, Liechtenstein, and Switzerland.

$$U_d = \gamma_{1d} \ln y_d + \gamma_{2d} \ln z_d \quad (15)$$

In addition, the average price functions are assumed to take the following form (using p_d^a as an example):

$$p_d^a(a_d) = Aa_d^2 + Ba_d + C \quad (16)$$

The coefficients are determined for each price function using region-specific data described below.

Empirical Data

We assemble appropriate consumption and abatement data in order to obtain initial values and to calibrate our model. A key source is the CICERO GRACE model (Aaheim and Rive 2005), which is aggregated to include China, Europe, and the Rest of World. The business as usual (BAU) GRACE scenario broadly follows the SRES B2 (IPCC 2000) scenario to 2010.

The initial budget constraint (I) is taken from the BAU GRACE scenario.

Region	Budget 2010 (Trillion \$)
Europe	20
China	6.36

Table 3: Budgets.

The GRACE model is also used to obtain the marginal abatement cost (MAC) curve for CO₂ abatement in Europe. This marginal abatement curve is obtained by calculating the permit price and abatement quantities for increasingly stringent CO₂ reduction targets, as is done by Ellerman and Decaux (1998), within the current group of EU-ETS (emissions trading scheme) sectors.⁵

The marginal abatement cost curve for China is not calculated in the GRACE model, as the model does not reflect the transaction and uncertainty costs involved with CDM-type projects. As such, a simplistic linear MAC curve is assumed for the CDM transfers between China and Europe, using the \$7-14/tCO₂ range of CER prices in recent years.

The marginal abatement costs for SO₂ abatement are calculated from separate models,

⁵ The sectors are: power plants, cement, paper and pulp, iron and steel, and oil refining.

as GRACE does not feature treatment for emissions control technologies. MAC curves for SO₂ abatement in Europe and China are calculated using the RAINS-Online (Amann et al. 2004) and GAINS-Asia (Klaassen et al. 2006) models respectively. The MAC curves are for the year 2010, for ‘current legislation’ (CLE) assumptions about pollution control and moderate economic growth.

These four MAC curves are converted into average abatement cost curves, characterized by the coefficients as per equation (16). The coefficients for each curve are shown in Table 4 below, with the average prices given in \$/tSO₂ or \$/tCO₂ abated, under abatement levels denominated in MtSO₂ or MtCO₂.

Curve/Coefficient	A	B	C
Europe CO ₂	0	0.0467	1.06
Europe SO ₂	57.4	-450	1140
China CO ₂	0	0.0989	7.0
China SO ₂	0.268	-27.4	765

Table 4: Coefficients.

Calibrating the model for European and Chinese CO₂ and SO₂ abatement, of course, depends on assumptions about climate policy (i.e. the Kyoto Protocol), air quality policy, and how Europe’s CO₂ reductions are distributed between domestic and CDM abatement. Initial SO₂ abatement levels in Europe and China are taken from the CLE abatement levels in the RAINS-Online and GAINS-Asia, using the ‘no control’ levels as a starting point. In order to meet its Kyoto target, Europe must reduce its CO₂ emissions from the GRACE BAU 2010 level by 8.5% or 326 MtCO₂.⁶ If we assume that all domestic abatement will be undertaken within the EU-ETS sectors, and future allocations will keep the domestic permit price to 20 \$/tCO₂, the GRACE MAC curve suggests that only 203 MtCO₂ of this will be abated at home. This leaves a shortfall of 123 MtCO₂ that must come from CDM credits. At face value, this appears to be a reasonable assumption given that the UNEP CDM Pipeline database predicts 300 MtCO₂ of CDM credits will be available in 2010 (Fenhann 2008).

Yet China and Europe are involved in numerous CDM transactions, and not all of them are of particular interest here. In this paper, we are primarily interested in CDM transactions between the two regions related to combustion-based CO₂ emissions.

⁶ Assuming all Eastern European hot air is allowed.

However, Europe will likely purchase credits from F-gas and N₂O projects in China, and it will also likely buy credits from other regions at the same time. In addition, China will likely be selling credits to other regions. Of course, it is impossible to predict the distribution of project types in Europe's and China's transactions. As such, we simply assume that it simply follows the broad distribution of projects already featured in the CDM projects that are registered and under validation. We take these additional transaction expenditures into account by adding them as fixed parameters into Europe's and China's budget constraints (equations (2) and (7) above).

Finally, we must account for climate policy in the other Annex B countries having ratified the Kyoto Protocol such as Canada, New Zealand, Australia, Russia, and Japan. These countries will also reduce their emissions via a mix of domestic and CDM/JI abatement measures. Their abatement is included in the model as a fixed parameter contributing to the total CO₂ abatement level X .

These parameters are presented below in Table 5.

Initial Abatement (2010)	MtSO₂ or MtCO₂
<i>SO₂ Targets</i>	
Europe	7.3
China	100
<i>Kyoto Targets</i>	
Europe	326
Other Annex B	380
<i>Europe CER Purchases</i>	
Combustion CDM from China	36
All other CERs	87
<i>China CER Sales</i>	
Combustion CDM to Europe	36
All other CERs	120

Table 5: Fixed Parameters.

The initial marginal costs of abatement are presented below in Table 6.

Parameter [units]	Europe	China
p ^a [\$/tSO ₂]	3750	3300
p ^q [\$/tCO ₂]	20	14

Table 6: Marginal Abatement Costs.

The alpha (α) variable in the model represents the rate at which SO₂ is reduced jointly with CO₂ reduction. The European value is taken from a previous paper by Löschel

and Rübhelke (2009), whereas the China value is taken from unpublished calculations undertaken by the authors.

Alpha (α)	kgSO ₂ /tCO ₂ abated
EU-17	1
China	3

Table 7: Values for α .

The final step of the calibration is to calculate the initial consumption (y) levels, and the subsidy rate for CDM expenditures. These are shown below in Table 8.

Parameter	Initial Value
Europe Consumption (Trillion \$)	20
China Consumption (Trillion \$)	6.29
Subsidy rate (s)	0.29

Table 8: Initial Consumption Levels and the Subsidy Rate.

5.2 Simulation Results

By our model, we assess the impact of the subsidy rate (s) paid by Europe for combustion CO₂-based CDM projects in China on utility, consumption, emissions control, and prices. We undertake two sets of simulations, within both of which we incrementally vary the level of s . Each set differs, however, in how China is assumed to achieve its domestic SO₂ goals. The first simulation set is assumed to be *technology-specific*, keeping the use of end-of-pipe technologies (a) fixed. The second set, however, is *technology-neutral*, and merely keeps the total level of SO₂ emissions (z) constant. Our interest is how these approaches may impact our results. The results are presented in Figures 2 and 3 below. It is seen that, as expected, the level of global CO₂ abatement (X) increases with an increased subsidy under both simulations.

Under both simulations, the level of utility in China rises with increasing subsidy rates. The sign of the impact of rising subsidy rates on *consumption* depends acutely on the policy approach assumed for air quality in China. Under a standards-driven policy, where end-of-pipe abatement technology usage is fixed, consumption actually falls under increased CDM subsidy rates. The opposite is the case for the technology-neutral policy.

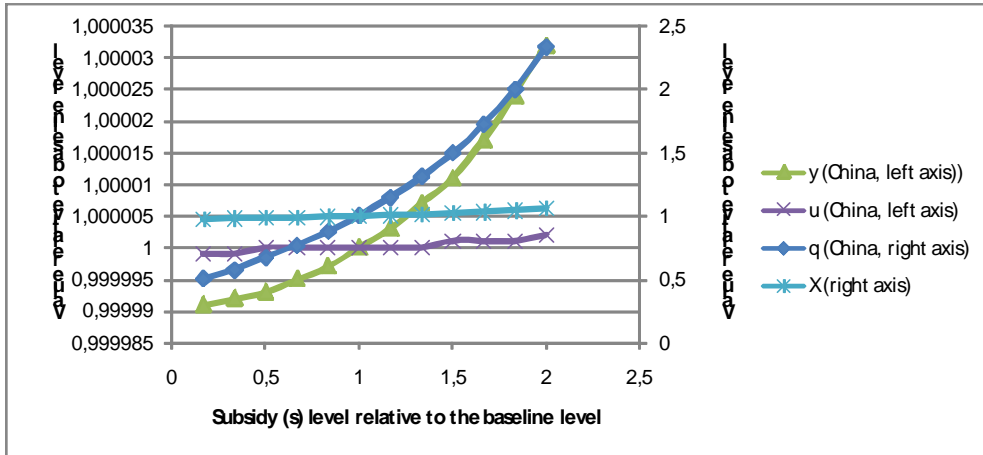


Figure 2: Change in global CO₂ reduction (x), and consumption (y), utility (u), and CO₂ emissions abatement in China (q) under changes to the CDM subsidy level. Technology-neutral domestic air quality policy assumed with a fixed SO₂ emissions level.

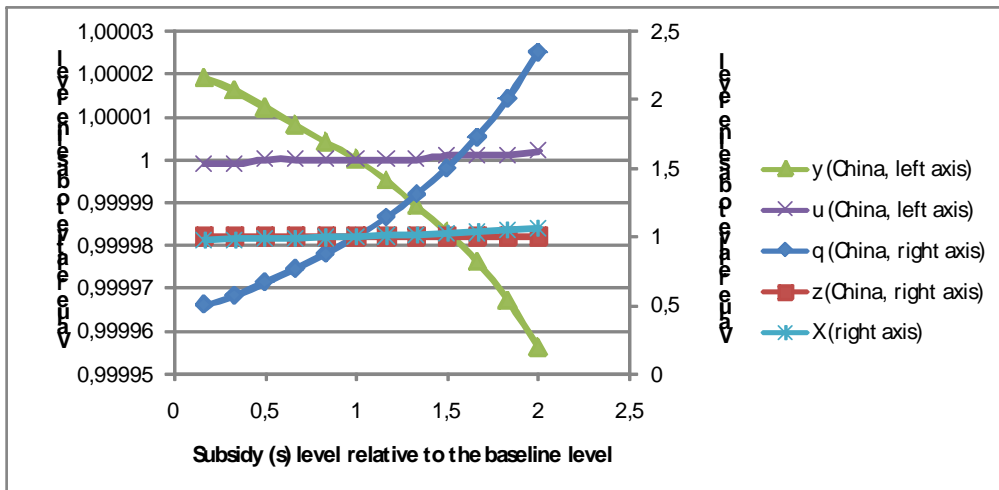


Figure 3: Change in global CO₂ reduction (x), and consumption (y), utility (u), and CO₂ (q) and SO₂ (z) emission abatement in China under changes to the CDM subsidy level. Technology-standards-driven domestic air quality policy assumed.

The reason for this is that under the standards-driven policy, China does not have the flexibility to take advantage of the air quality co-benefits of the CDM and substitute between end-of-pipe and CDM contributions to SO₂ reductions. Under the technology-neutral policy (where only the *level* of SO₂ emissions is mandated) and higher CDM subsidies, China can reduce its expenditures on end-of-pipe technologies – affording it higher levels of consumption. This result is in line with much of the market-based environmental policy literature in the recent decades. To take maximal advantage of the co-benefits of CDM, a flexible technology-neutral air quality policy (such as emis-

sions trading or taxes) is thus advisable.

6 Concluding Remarks

The importance of environmental sustainability for poverty mitigation is frequently stressed. The seventh UN Millennium Development Goal, for example, calls for the integration of the principles of sustainable development into country policies and programmes and to reverse the loss of environmental resources. Such a strategy of linking two policy issues, i.e. environmental protection and poverty eradication, is considered in this paper. However, we not only consider the impact of an improved environment on the welfare of poor countries, but also the effects of international environmental measures on private consumption in developing countries. Increases in welfare and private consumption levels can both be regarded as a mitigation of poverty.

The international protection measures analyzed here are CDM transfers channeled from the industrialized to the developing world. More precisely, we investigated the influence of transfers from Europe, which is currently the largest purchaser of CDM credits, towards China, which is the largest provider of CDM credits, on changing the technology application in China. We observed the effects on poverty (welfare and private consumption levels) in China as well as on China's and the whole world's climate protection levels.

The results show how industrialized countries can positively influence the consumption level by raising the transfers to the developing world. There may be a range of transfer levels which is profitable for both parties. In the example we have considered, with CO₂ and SO₂ emissions, we find that a rise in the transfer level within this range will have different impacts, depending on the kind of SO₂ regulation in China.

Our results suggest that this type of development aid will be more effective at increasing private consumption in the receptor country if its domestic environmental policy is implemented in a flexible and incentive compatible way. In our example, this is the case when China stipulates the abatement target (z), but not the level (a) of end-of-pipe technology application for SO₂ control. CDM transfers towards developing countries that base their environmental regulations mainly on command-and-control instruments like the implementation of technological standards will likely have a lower poverty-

mitigating impact (in the sense of raising private consumption). As highlighted in the previous section, this advantage is a result of the flexibility afforded by a technology-neutral policy; developing countries will take advantage of the co-benefits of the CDM by paring down their application of end-of-pipe technologies, which in turn will allow for more private consumption. This is in line with the preference in the literature for market-based environmental policy (such as taxes or permits) over a technology-driven approach.

When it comes to the impact of the transfer level on global climate protection, our results suggest that the higher the level of the subsidy rate the higher the global climate protection level under both options for domestic environmental policy. Climate protection appears to increase slightly more under the flexible regulation option, albeit with only a 1.5% advantage.

Both environmental regulation scenarios offer positive welfare (u) responses to increasing CDM transfer rates in our model. Yet, the CDM transfers actually caused a decline in private consumption if China applied a technology-specific policy.

At first sight, the consumption and climate protection results may appear to contradict the assumption that positive environmental protection and poverty mitigation (via increased consumption) always go hand in hand. We find that the most advantageous outcome from a consumption perspective may not be the same as the one from a climate perspective.

We must, however, note that the negative consumption impact in our technology-specific scenario occurs within a model where SO_2 emission reductions are the only co-benefit of climate policy. If we were to expand the co-benefits into additional pollutants (NO_x , PM) and effects (such as energy cost savings and energy security) it might be the case that both technology-specific and technology-neutral scenarios will feature positive consumption impacts of increased subsidies. Energy savings, for example, will allow for more consumption on other goods and services. In such a case, environmental protection and consumption would increase simultaneously. However, what our model effectively demonstrates is the importance of co-benefits in environmental policy analysis and design.

In future extensions of this work, it would be interesting to add complexity to the model

by including additional pollutants and ancillary effects, and by linking consumption levels to pollution. Another important extension of the analysis would be the investigation of distributional effects within China, e.g. of the question whether the change in private consumption would mainly improve the well-being of the poor or of the rich in China.

7 References

- Aaheim, H.A. and Rive, N. (2005), *A Model for Global Responses to Anthropogenic Changes in the Environment (GRACE)*, CICERO Report 2005:05, Oslo.
- Amann, M.; Cofala, J.; Heyes, C.; Klimont, Z.; Mechler, R.; Posch, M. and Schöpp, W. (2004), *RAINS Review 2004*, IIASA, Laxenburg.
- Andreoni, J. (1986), *Essays on Private Giving to Public Goods*, UMI (Michigan).
- Andreoni, J. (1989), "Giving with Impure Altruism: Applications to Charity and Ricardian Equivalence," *Journal of Political Economy*, 97, 1447-1458.
- Andreoni, J. (1990), "Impure Altruism and Donations to Public Goods: A Theory of Warm-Glow Giving," *Economic Journal*, 100, 464-477.
- Aunan, K.; Berntsen, T.; O'Connor, D.; Hindman Persson, T.; Vennemo, H. and Zhai, F. (2007), "Benefits and Costs to China of a Climate Policy," *Environment and Development Economics*, 12, 471-497.
- Aunan, K.; Fang, J.; Mestl, H.E.; O'Connor, D.; Seip, H.M.; Vennemo, H. and Zhai, F. (2003), "Co-benefits of CO₂-reducing Policies in China – a Matter of Scale?," *International Journal of Global Environmental Issues*, 3, 287-304.
- Aunan, K.; Fang, J.; Vennemo, H.; Oye, K. and Seip, H.M. (2004), "Co-benefits of Climate Policy Lessons Learned from a Study in Shanxi, China," *Energy Policy*, 32, 567-581.
- Becker, G.S. (1974), "A Theory of Social Interactions," *Journal of Political Economy*, 82, 1063-1093.
- Bergstrom, T.C.; Blume, L. and Varian, H. (1986), "On the Private Provision of Public Goods," *Journal of Public Economics*, 29, 25-49.
- Boadway, R.; Pestieau, P. and Wildasin, D. (1989), "Tax-Transfer Policies and the Voluntary Provision of Public Goods," *Journal of Public Economics*, 157-176.
- Buchholz, W. and Konrad, K.A. (1995), "Strategic Transfers and Private Provision of Public Goods," *Journal of Public Economics*, 57, 489-505.
- Bussolo, M. and O'Connor, D. (2001), *Clearing the Air in India: The Economics of Climate Policy with Ancillary Benefits*, Working Paper No. 182, OECD Development Centre, Paris.
- Campbell-Lendrum, D. and Corvalán, C. (2007), "Climate Change and Developing-Country Cities: Implications for Environmental Health and Equity," *Journal of Urban Health: Bulletin of the New York Academy of Medicine*, 84, 109-117.
- Cao, J. (2004), *Options for Mitigating Greenhouse Gas Emissions in Guiyang, China: A Cost-Ancillary Benefit Analysis*, 2004-RR2, Economy and Environment Program for Southeast Asia (EEPSEA).
- Cao, J.; Ho, M.S. and Jorgenson, D.W. (2008), "Co-benefits" of Greenhouse Gas Mitigation Policies in China – An Integrated Top-down and Bottom-up Modeling

- Analysis*, Environment for Development Discussion Paper Series, DP 08-10.
- Chen, W.; Wu, Z.; He, J.; Gao, P. and Xu, S. (2007), "Carbon Emission Control Strategies for China: A Comparative Study with Partial and General Equilibrium Versions of the China MARKAL Model," *Energy*, 32, 59-72.
- Cifuentes, L.A.; Sauma, E.; Jorquera, H. and Soto, F. (2000), Preliminary Estimation of the Potential Ancillary Benefits for Chile. In: OECD (ed.), *Ancillary Benefits and Costs of Greenhouse Gas Mitigation*. Paris, 237-261.
- Cifuentes, L.; Borja-Aburto, V.H.; Gouveia, N.; Thurston, G. and Davis, D.L. (2001), "Assessing the Health Benefits of Urban Air Pollution Reductions Associated with Climate Change Mitigation (2000-2020): Santiago, São Paulo, México City, and New York City," *Environmental Health Perspectives*, 109, 419-425.
- Dadi, Z.; Yingyi, S.; Yuan, G.; Chandler, W. and Logan, J. (2000), *Developing Countries and Global Climate Change: Electric Power Options in China*, Arlington, VA, Pew Center on Global Climate Change.
- Dhakai, S. (2003), "Implications of Transportation Policies on Energy and Environment in Kathmandu Valley, Nepal," *Energy Policy*, 31, 1493-1507.
- Dessus, S. and O'Connor, D. (2003), "Climate Policy Without Tears: CGE-based Ancillary Benefits Estimates for Chile," *Environmental and Resource Economics*, 25, 287-317.
- Dutschke, M. and Michaelowa, A. (2003), *Development Aid and the CDM - How to Interpret "Financial Additionality"*, HWWA Discussion Paper 228, Hamburg Institute of International Economics (Hamburg).
- Ellerman, A. D. and Decaux, D. (1998), *Analysis of Post-Kyoto CO₂ Emission Trading Using Marginal Abatement Curves*, Report 40, MIT Global Change Joint Program, Boston.
- Eskeland, G.S. and Xie, J. (1998), "Acting Globally while Thinking Locally: Is the Global Environment Protected by Transport Emission Control Programs?," *Journal of Applied Economics*, 1, 385-411.
- Fenhann, J. (2008), CDM Pipeline Overview, UNEP, Risø.
- Garbaccio, R.F.; Ho, M.S. and Jorgenson, D.W. (2000), The Health Benefits of Controlling Carbon Emissions in China. In: OECD (ed.), *Ancillary Benefits and Costs of Greenhouse Gas Mitigation*. Paris, 343-376.
- Gielen, D. and Chen, C. (2001), "The CO₂ Emission Reduction Benefits of Chinese Energy Policies and Environmental Policies: A Case Study for Shanghai, Period 1995-2020," *Ecological Economics*, 39, 257-270.
- Ho, M.S. and Nielsen, C.P. (2007), *Clearing the Air: The Health and Economic Damages of Air Pollution in China*, MIT Press, London.
- IPCC (2000), *Special Report on Emissions Scenarios*, Cambridge University Press, Cambridge.
- Kan, H.; Chen, B.; Chen, C.; Fu, Q. and Chen, M. (2004), "An Evaluation of Public Health Impact of Ambient Air Pollution under Various Energy Scenarios in Shanghai, China," *Atmospheric Environment*, 38, 95-102.
- Kemp, M. (1984), "A Note of the Theory of International Transfers," *Economics Letters*, 14, 259-262.
- Klaassen, G.; Amann, M.; Berglund, C.; Cofala, J.; Höglund-Isaksson, L.; Heyes, C.; Mechler, R.; Tohka, A.; Schöpp, W. and Winiwarter, W. (2006), The Extension of the RAINS Model to Greenhouse Gases, IIASA IR-04-015, Laxenburg.

- Larson, E.D.; Wu, Z.; DeLaquil, P.; Chen, W. and Gao, P. (2003), "Future Implications of China's Energy-technology Choices," *Energy Policy*, 31, 1189-1204.
- Li, J.C. (2006), "A Multi-Period Analysis of a Carbon Tax Including Local Health Feedback: an Application to Thailand," *Environment and Development Economics*, 11, 317-342.
- Löschel, A. and Rübhelke, D.T.G. (2009), "Impure Public Goods and Technological Interdependencies," *Journal of Economic Studies*, forthcoming.
- Lutter, R. and Shogren, J.F. (2002), "Tradable Permit Tariffs: How Local Air Pollution Affects Carbon Emissions Permit Trading," *Land Economics*, 78, 159-170.
- McKinley, G.; Zuk, M.; Höjer, M.; Avalos, M.; González, I.; Iniestra, R.; Laguna, I.; Martínez, M.A.; Osnaya, P.; Reynales, L.M.; Valdés, R. and Martínez, J. (2005), "Quantification of Local and Global Benefits from Air Pollution Control in Mexico City," *Environmental Science & Technology*, 39, 1954-1961.
- Mestl, H.E.S.; Aunan, K.; Fang, J.; Seip, H.M.; Skjelvik, J.M. and Vennemo, H. (2005), "Cleaner Production as Climate Investment: Integrated Assessment in Taiyuan City, China," *Journal of Cleaner Production*, 13, 57-70.
- Morgenstern, R.; Krupnick, A. and Zhang, X. (2004), "The Ancillary Carbon Benefits of SO₂ Reductions from a Small-Boiler Policy in Taiyuan, PRC," *The Journal of Environment & Development*, 13, 140-155.
- O'Connor, D. (2000), Ancillary Benefits Estimation in Developing Countries: A Comparison Assessment. In: OECD (ed.), *Ancillary Benefits and Costs of Greenhouse Gas Mitigation*. Paris, 377-396.
- O'Connor, D.; Zhai, F.; Aunan, K.; Berntsen, T. and Vennemo, H. (2003), *Agricultural and Human Health Impacts of Climate Policy in China: a General Equilibrium Analysis with Special Reference to Guangdong*, Technical Papers No. 206, OECD.
- Peng, C.Y. (2000), *Integrating Local, Regional and Global Assessment in China's Air Pollution Control Policy*, CIES Working Paper No. 23.
- Rübhelke, D.T.G. (2002): *International Climate Policy to Combat Global Warming – An Analysis of the Ancillary Benefits of Reducing Carbon Emissions*, Edward Elgar, Cheltenham, Northampton.
- Rübhelke, D.T.G. (2006), "Climate Policy in Developing Countries and Conditional Transfers," *Energy Policy*, 34, 1600-1610.
- Rypdal, K.; Berntsen, T.; Fuglestvedt, J.S.; Torvanger, T.; Aunan, K.; Stordal, F. and Nygaard, L.P. (2005), "Should Ozone and Particles be Included in Future Climate Agreements?," *Environmental Science & Policy*, 8, 29-43.
- Sagar, A.D. (2005), "Alleviating Energy Poverty for the World's Poor," *Energy Policy*, 33, 1367-1372.
- Sandler, T. and Posnett, J. (1991), "The Private Provision of Public Goods: A Perspective on Neutrality," *Public Finance Quarterly*, 19, 22-42.
- Shrestha, R.M.; Malla, S. and Liyanage, M.H. (2007), "Scenario-based Analyses of Energy System Development and Its Environmental Implications in Thailand," *Energy Policy*, 35, 3179-3193.
- Smith, K.R. and Haigler, E. (2008), "Co-Benefits of Climate Mitigation and Health Protection in Energy Systems: Scoping Methods," *Annual Review of Public Health*, 29, 11-25.
- Van Vuuren, D.P.; Fengqi, Z.; de Vries, B.; Kejun, J.; Graveland, C. and Yun, L. (2003), "Energy and Emission Scenarios for China in the 21st Century – Exploration of Baseline Development and Mitigation Options," *Energy Policy*, 31, 369-387.
- Varian, H.R. (1994), "Sequential Contributions to Public Goods," *Journal of Public*

- Economics*, 53, 165-186.
- Vennemo, H.; Aunan, K.; Jinghua, F.; Holtedahl, P.; Tao, H. and Seip, H.M. (2006), "Domestic Environmental Benefits of China's Energy-Related CDM Potential," *Climatic Change*, 75, 215-239.
- Wang, X. and Smith, K.R. (1999a), *Near-term Health Benefits of Greenhouse Gas Reductions: A Proposed Assessment Method and Application in Two Energy Sectors of China*, WHO/PHE/99.1, World Health Organization, Geneva.
- Wang, X. and Smith, K.R. (1999b), "Secondary Benefits of Greenhouse Gas Control: Health Impacts in China," *Environmental Science & Technology*, 33, 3056-3061.
- Warr, P.G. (1982), "Pareto Optimal Redistribution and Private Charity," *Journal of Public Economics*, 19, 131-138.
- Warr, P.G. (1983), "The Private Provision of a Public Good is Independent of the Distribution of Income," *Economics Letters*, 13, 207-211.
- West, J.J.; Osnaya, P.; Laguna, I.; Martínez, J. and Fernández, A. (2004), "Co-control of Urban Air Pollutants and Greenhouse Gases in Mexico City," *Environmental Science & Technology*, 38, 3474-3481.
- Zhang, Z.X. (1999), *Estimating the Size of the Potential Market for All Three Flexibility Mechanisms under the Kyoto Protocol*, Final Report, Asian Development Bank, Manila.
- Zhang, Z.X. (2000), "Estimating the Size of the Potential Market for the Kyoto Flexibility Mechanisms," *Review of World Economics*, 136, 491-521.
- Zhang, Z.X. (2006), "Towards an Effective Implementation of CDM Projects in China," *Energy Policy*, 34, 3691-3701.

NOTE DI LAVORO DELLA FONDAZIONE ENI ENRICO MATTEI

Fondazione Eni Enrico Mattei Working Paper Series

Our Note di Lavoro are available on the Internet at the following addresses:

<http://www.feem.it/Feem/Pub/Publications/WPapers/default.htm>

<http://www.ssrn.com/link/feem.html>

<http://www.repec.org>

<http://agecon.lib.umn.edu>

<http://www.bepress.com/feem/>

NOTE DI LAVORO PUBLISHED IN 2008

CCMP	1.2008	<i>Valentina Bosetti, Carlo Carraro and Emanuele Massetti: <u>Banking Permits: Economic Efficiency and Distributional Effects</u></i>
CCMP	2.2008	<i>Ruslana Palatnik and Mordechai Shechter: <u>Can Climate Change Mitigation Policy Benefit the Israeli Economy? A Computable General Equilibrium Analysis</u></i>
KTHC	3.2008	<i>Lorenzo Casaburi, Valeria Gattai and G. Alfredo Minerva: <u>Firms' International Status and Heterogeneity in Performance: Evidence From Italy</u></i>
KTHC	4.2008	<i>Fabio Sabatini: <u>Does Social Capital Mitigate Precariousness?</u></i>
SIEV	5.2008	<i>Wisdom Akpalu: <u>On the Economics of Rational Self-Medication</u></i>
CCMP	6.2008	<i>Carlo Carraro and Alessandra Sgobbi: <u>Climate Change Impacts and Adaptation Strategies In Italy. An Economic Assessment</u></i>
ETA	7.2008	<i>Elodie Rouvière and Raphaël Soubeyran: <u>Collective Reputation, Entry and Minimum Quality Standard</u></i>
IEM	8.2008	<i>Cristina Cattaneo, Matteo Manera and Elisa Scarpa: <u>Industrial Coal Demand in China: A Provincial Analysis</u></i>
IEM	9.2008	<i>Massimiliano Serati, Matteo Manera and Michele Plotegher: <u>Modeling Electricity Prices: From the State of the Art to a Draft of a New Proposal</u></i>
CCMP	10.2008	<i>Bob van der Zwaan and Reyer Gerlagh: <u>The Economics of Geological CO₂ Storage and Leakage</u></i>
KTHC	11.2008	<i>Maria Francesca Cracolici and Teodora Erika Uberti: <u>Geographical Distribution of Crime in Italian Provinces: A Spatial Econometric Analysis</u></i>
KTHC	12.2008	<i>Victor Ginsburgh, Shlomo Weber and Sheila Weyers: <u>Economics of Literary Translation. A Simple Theory and Evidence</u></i>
NRM	13.2008	<i>Carlo Giupponi, Jaroslav Mysiak and Alessandra Sgobbi: <u>Participatory Modelling and Decision Support for Natural Resources Management in Climate Change Research</u></i>
NRM	14.2008	<i>Yaella Depietri and Carlo Giupponi: <u>Science-Policy Communication for Improved Water Resources Management: Contributions of the Nostrum-DSS Project</u></i>
CCMP	15.2008	<i>Valentina Bosetti, Alexander Golub, Anil Markandya, Emanuele Massetti and Massimo Tavoni: <u>Abatement Cost Uncertainty and Policy Instrument Selection under a Stringent Climate Policy. A Dynamic Analysis</u></i>
KTHC	16.2008	<i>Francesco D'Amuri, Gianmarco I.P. Ottaviano and Giovanni Peri: <u>The Labor Market Impact of Immigration in Western Germany in the 1990's</u></i>
KTHC	17.2008	<i>Jean Gabszewicz, Victor Ginsburgh and Shlomo Weber: <u>Bilingualism and Communicative Benefits</u></i>
CCMP	18.2008	<i>Benno Torgler, María A.GarcíaValiñas and Alison Macintyre: <u>Differences in Preferences Towards the Environment: The Impact of a Gender, Age and Parental Effect</u></i>
PRCG	19.2008	<i>Gian Luigi Albano and Berardino Cesi: <u>Past Performance Evaluation in Repeated Procurement: A Simple Model of Handicapping</u></i>
CTN	20.2008	<i>Pedro Pintassilgo, Michael Finus, Marko Lindroos and Gordon Munro (lxxxiv): <u>Stability and Success of Regional Fisheries Management Organizations</u></i>
CTN	21.2008	<i>Hubert Kempf and Leopold von Thadden (lxxxiv): <u>On Policy Interactions Among Nations: When Do Cooperation and Commitment Matter?</u></i>
CTN	22.2008	<i>Markus Kinaterer (lxxxiv): <u>Repeated Games Played in a Network</u></i>
CTN	23.2008	<i>Taiji Furusawa and Hideo Konishi (lxxxiv): <u>Contributing or Free-Riding? A Theory of Endogenous Lobby Formation</u></i>
CTN	24.2008	<i>Paolo Pin, Silvio Franz and Matteo Marsili (lxxxiv): <u>Opportunity and Choice in Social Networks</u></i>
CTN	25.2008	<i>Vasileios Zikos (lxxxiv): <u>R&D Collaboration Networks in Mixed Oligopoly</u></i>
CTN	26.2008	<i>Hans-Peter Weikard and Rob Dellink (lxxxiv): <u>Sticks and Carrots for the Design of International Climate Agreements with Renegotiations</u></i>
CTN	27.2008	<i>Jingang Zhao (lxxxiv): <u>The Maximal Payoff and Coalition Formation in Coalitional Games</u></i>
CTN	28.2008	<i>Giacomo Pasini, Paolo Pin and Simon Weidenholzer (lxxxiv): <u>A Network Model of Price Dispersion</u></i>
CTN	29.2008	<i>Ana Mauleon, Vincent Vannetelbosch and Wouter Vergote (lxxxiv): <u>Von Neumann-Morgenstern Farsightedly Stable Sets in Two-Sided Matching</u></i>
CTN	30.2008	<i>Rahmi İlkiliç (lxxxiv): <u>Network of Commons</u></i>
CTN	31.2008	<i>Marco J. van der Leij and I. Sebastian Buhai (lxxxiv): <u>A Social Network Analysis of Occupational Segregation</u></i>
CTN	32.2008	<i>Billand Pascal, Frachisse David and Massard Nadine (lxxxiv): <u>The Sixth Framework Program as an Affiliation Network: Representation and Analysis</u></i>
CTN	33.2008	<i>Michèle Breton, Lucia Sbragia and Georges Zaccour (lxxxiv): <u>Dynamic Models for International Environmental Agreements</u></i>

PRCG	34.2008	<i>Carmine Guerriero</i> : <u>The Political Economy of Incentive Regulation: Theory and Evidence from US States</u>
IEM	35.2008	<i>Irene Valsecchi</i> : <u>Learning from Experts</u>
PRCG	36.2008	<i>P. A. Ferrari and S. Salini</i> : <u>Measuring Service Quality: The Opinion of Europeans about Utilities</u>
ETA	37.2008	<i>Michele Moretto and Gianpaolo Rossini</i> : <u>Vertical Integration and Operational Flexibility</u>
CCMP	38.2008	<i>William K. Jaeger and Van Kolpin</i> : <u>The Environmental Kuznets Curve from Multiple Perspectives</u>
PRCG	39.2008	<i>Benno Torgler and Bin Dong</i> : <u>Corruption and Political Interest: Empirical Evidence at the Micro Level</u>
KTHC	40.2008	<i>Laura Onofri, Paulo A.L.D. Nunes, Jasone Cenoz and Durk Gorter</i> : <u>Language Diversity in Urban Landscapes: An econometric study</u>
CTN	41.2008	<i>Michel Le Breton, Valery Makarov, Alexei Savvateev and Shlomo Weber</i> (lxxxiv): <u>Multiple Membership and Federal Structures</u>
NRM	42.2008	<i>Gideon Kruseman and Lorenzo Pellegrini</i> : <u>Institutions and Forest Management: A Case Study from Swat, Pakistan</u>
SIEV	43.2008	<i>Pietro Caratti and Ludovico Ferraguto</i> : <u>Analysing Regional Sustainability Through a Systemic Approach: The Lombardy Case Study</u>
KTHC	44.2008	<i>Barbara Del Corpo, Ugo Gasparino, Elena Bellini and William Malizia</i> : <u>Effects of Tourism Upon the Economy of Small and Medium-Sized European Cities. Cultural Tourists and “The Others”</u>
CTN	45.2008	<i>Dinko Dimitrov and Emiliya Lazarova</i> : <u>Coalitional Matchings</u>
ETA	46.2008	<i>Joan Canton, Maia David and Bernard Sinclair-Desgagné</i> : <u>Environmental Regulation and Horizontal Mergers in the Eco-industry</u>
ETA	47.2008	<i>Stéphane Hallegatte</i> : <u>A Proposal for a New Prescriptive Discounting Scheme: The Intergenerational Discount Rate</u>
KTHC	48.2008	<i>Angelo Antoci, Paolo Russu and Elisa Ticci</i> : <u>Structural Change, Environment and Well-being: Interactions Between Production and Consumption Choices of the Rich and the Poor in Developing Countries</u>
PRCG	49.2008	<i>Gian Luigi Albano, Federico Dini Roberto Zampino and Marta Fana</i> : <u>The Determinants of Suppliers’ Performance in E-Procurement: Evidence from the Italian Government’s E-Procurement Platform</u>
CCMP	50.2008	<i>Inmaculada Martínez-Zarzoso</i> : <u>The Impact of Urbanization on CO2 Emissions: Evidence from Developing Countries</u>
KTHC	51.2008	<i>Michele Moretto and Sergio Vergalli</i> : <u>Managing Migration through Quotas: an Option-theory Perspective</u>
KTHC	52.2008	<i>Ugo Gasparino, Elena Bellini, Barbara Del Corpo and William Malizia</i> : <u>Measuring the Impact of Tourism Upon Urban Economies: A Review of Literature</u>
ETA	53.2008	<i>Reyer Gerlagh, Snorre Kverndokk and Knut Einar Rosendahl</i> : <u>Linking Environmental and Innovation Policy</u>
KTHC	54.2008	<i>Oguzhan C. Dincer and Burak Gunalp</i> : <u>Corruption, Income Inequality, and Poverty in the United States</u>
PRCG	55.2008	<i>Carmine Guerriero</i> : <u>Accountability in Government and Regulatory Policies: Theory and Evidence</u>
KTHC	56.2008	<i>Tanmoyee Banerjee (Chatterjee) and Nilanjana Mitra</i> : <u>Export, Assembly-line FDI or FDI with the Possibility of Technology Diffusion: Optimal Entry Mode for Multinationals</u>
ETA	57.2008	<i>Xavier Pautrel</i> : <u>Environmental Policy, Education and Growth: A Reappraisal when Lifetime Is Finite</u>
CCMP	58.2008	<i>Natalia Zugravu, Katrin Millock and Gérard Duchene</i> : <u>The Factors Behind CO2 Emission Reduction in Transition Economies</u>
NRM	59.2008	<i>Benno Torgler, María A.García-Valiñas and Alison Macintyre</i> : <u>Justifiability of Littering: An Empirical Investigation</u>
SIEV	60.2008	<i>Paolo Rosato, Anna Alberini, Valentina Zanatta and Margaretha Breil</i> : <u>Redeveloping Derelict and Underused Historic City Areas: Evidence from a Survey of Real Estate Developers</u>
CTN	61.2008	<i>Ricardo Nieva</i> : <u>Networks with Group Counterproposals</u>
CTN	62.2008	<i>Michael Finus and Dirk T.G. Rübhelke</i> : <u>Coalition Formation and the Ancillary Benefits of Climate Policy</u>
SIEV	63.2008	<i>Elisabetta Strazzera, Elisabetta Cerchi and Silvia Ferrini</i> : <u>A Choice Modelling Approach for Assessment of Use and Quasi-Option Values in Urban Planning for Areas of Environmental Interest</u>
SIEV	64.2008	<i>Paolo Rosato, Lucia Rotaris, Margaretha Breil and Valentina Zanatta</i> : <u>Do We Care about Built Cultural Heritage? The Empirical Evidence Based on the Veneto House Market</u>
KTHC	65.2008	<i>Luca Petruzzellis and Antonia Rosa Guerrieri</i> : <u>Does Network Matter in International Expansion? Evidence from Italian SMEs</u>
NRM	66.2008	<i>Sheila M. Olmstead and Robert N. Stavins</i> : <u>Comparing Price and Non-price Approaches to Urban Water Conservation</u>
CCMP	67.2008	<i>Robert N. Stavins</i> : <u>Addressing Climate Change with a Comprehensive U.S. Cap-and-Trade System</u>
CCMP	68.2008	<i>Geoffrey J. Blanford, Richard G. Richels and Thomas F. Rutherford</i> : <u>Impact of Revised CO₂ Growth Projections for China on Global Stabilization Goals</u>
CCMP	69.2008	<i>Valentina Bosetti, Carlo Carraro, Alessandra Sgobbi and Massimo Tavoni</i> : <u>Delayed Action and Uncertain Targets. How Much Will Climate Policy Cost?</u>
CCMP	70.2008	<i>Valentina Bosetti, Carlo Carraro and Massimo Tavoni</i> : <u>Delayed Participation of Developing Countries to Climate Agreements: Should Action in the EU and US be Postponed?</u>
SIEV	71.2008	<i>Massimiliano Mazzanti, Anna Montini and Francesco Nicoli</i> : <u>Embedding Landfill Diversion in Economic, Geographical and Policy Settings Panel based evidence from Italy</u>
ETA	72.2008	<i>Reyer Gerlagh and Matti Liski</i> : <u>Strategic Resource Dependence</u>
CCMP	73.2008	<i>Sonia Ben Kheder and Natalia Zugravu</i> : <u>The Pollution Haven Hypothesis: A Geographic Economy Model in a Comparative Study</u>
SIEV	74.2008	<i>Jérôme Massiani and Paolo Rosato</i> : <u>The Preferences of Trieste Inhabitants for the Re-use of the Old Port: A Conjoint Choice Experiment</u>
SIEV	75.2008	<i>Martin F. Quaas and Sjak Smulders</i> : <u>Pollution and the Efficiency of Urban Growth</u>
CCMP	76.2008	<i>Anil Markandya and Dirk T.G. Rübhelke</i> : <u>Impure Public Technologies and Environmental Policy</u>

KTHC	77.2008	<i>Gianmarco I P Ottaviano and Giovanni Peri: <u>Immigration and National Wages: Clarifying the Theory and the Empirics</u></i>
CCMP	78.2008	<i>Vivekananda Mukherjee, Dirk T.G. Rübbelke and Tilak Sanyal: <u>Technology Transfer in the Non-traded Sector as a Means to Combat Global Warming</u></i>
SIEV	79.2008	<i>A. Ghermandi, J.C.J.M. van den Bergh, L.M. Brander, H.L.F. de Groot, and P.A.L.D. Nunes: <u>The Economic Value of Wetland Conservation and Creation: A Meta-Analysis</u></i>
CCMP	80.2008	<i>Snorre Kverndokk and Adam Rose: <u>Equity and Justice in Global Warming Policy</u></i>
ETA	81.2008	<i>Sonia Oreffice: <u>Sexual Orientation and Household Decision Making. Same-Sex Couples' Balance of Power and Labor Supply Choices</u></i>
CCMP	82.2008	<i>Robert N. Stavins: <u>A Meaningful U.S. Cap-and-Trade System to Address Climate Change</u></i>
NRM	83.2008	<i>Ruben N. Lubowski, Andrew J. Plantinga and Robert N. Stavins: <u>What Drives Land-Use Change in the United States? A National Analysis of Landowner Decisions</u></i>
CSRM	84.2008	<i>Forest L. Reinhardt, Robert N. Stavins, and Richard H. K. Vietor: <u>Corporate Social Responsibility Through an Economic Lens</u></i>
CCMP	85.2008	<i>Valentina Bosetti, Carlo Carraro, Alessandra Sgobbi and Massimo Tavoni: <u>Modelling Economic Impacts of Alternative International Climate Policy Architectures. A Quantitative and Comparative Assessment of Architectures for Agreement</u></i>
PRCG	86.2008	<i>Gian Luigi Albano, Federico Dini and Roberto Zampino: <u>Bidding for Complex Projects: Evidence From the Acquisitions of IT Services</u></i>
SIEV	87.2008	<i>Dennis Guignet and Anna Alberini: <u>Voluntary Cleanups and Redevelopment Potential: Lessons from Baltimore, Maryland</u></i>
IEM	88.2008	<i>Louis-Gaëtan Giraudet and Philippe Quirion: <u>Efficiency and Distributional Impacts of Tradable White Certificates Compared to Taxes, Subsidies and Regulations</u></i>
CCMP	89.2008	<i>Damien Demailly and Philippe Quirion: <u>Changing the Allocation Rules in the EU ETS: Impact on Competitiveness and Economic Efficiency</u></i>
CCMP	90.2008	<i>Judson Jaffe and Robert N. Stavins: <u>Linkage of Tradable Permit Systems in International Climate Policy Architecture</u></i>
SIEV	91.2008	<i>Silvio Giove, Paolo Rosato and Margaretha Breil: <u>A Multicriteria Approach for the Evaluation of the Sustainability of Re-use of Historic Buildings in Venice</u></i>
CCMP	92.2008	<i>Corrado Di Maria, Sjak Smulders and Edwin van derWerf: <u>Absolute Abundance and Relative Scarcity: Announced Policy, Resource Extraction, and Carbon Emissions</u></i>
CCMP	93.2008	<i>Dirk T.G. Rübbelke and Nathan Rive: <u>Effects of the CDM on Poverty Eradication and Global Climate Protection</u></i>

(lxxxiv) This paper was presented at the 13th Coalition Theory Network Workshop organised by the Fondazione Eni Enrico Mattei (FEEM), held in Venice, Italy on 24-25 January 2008.

2008 SERIES	
CCMP	<i>Climate Change Modelling and Policy</i> (Editor: Carlo Carraro)
SIEV	<i>Sustainability Indicators and Environmental Valuation</i> (Editor: Carlo Carraro)
NRM	<i>Natural Resources Management</i> (Editor: Carlo Giupponi)
KTHC	<i>Knowledge, Technology, Human Capital</i> (Editor: Gianmarco Ottaviano)
IEM	<i>International Energy Markets</i> (Editor: Matteo Manera)
CSRM	<i>Corporate Social Responsibility and Sustainable Management</i> (Editor: Giulio Sapelli)
PRCG	<i>Privatisation Regulation Corporate Governance</i> (Editor: Bernardo Bortolotti)
ETA	<i>Economic Theory and Applications</i> (Editor: Carlo Carraro)
CTN	<i>Coalition Theory Network</i>